

If you have any questions, please contact me at jamie@teachmommyteach.com

Thank you for downloading!

You May:

- use these resources in your own home or classroom for non-commercial use.
- print as many copies as you would like.
- share the website link, <https://teachmommyteach.com/>, where this printable can be found, so that others can download the file.

You May NOT:

- sell, give away, or share a printed copy. Each person should download separately and print.
- print out a copy for multiple teachers, as in an entire school, co-op, or other group. Each teacher should download separately and print.
- link directly to the pdf. Instead, link to the page on <https://teachmommyteach.com/> or <https://teacherspayteacher.com/> where you found the download.
- claim this or any part of this printable as your own.
- alter this printable and claim it as your own.
- host any of the files on your personal or other websites that can be shared with others.
- Upload this resource to any file sharing sites

Credits!! Thank you Speaking of Images and Open Clipart!



<https://www.teacherspayteachers.com/Store/Speaking-Of-Images>



<https://openclipart.org/>

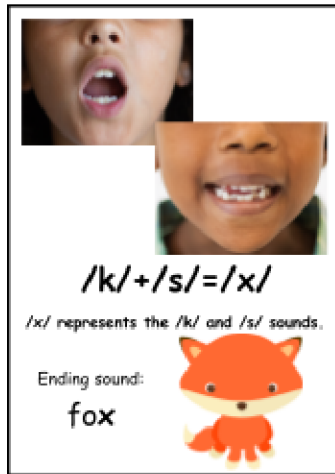
Set 2 Book 5: The Big Hat

Pre-Reading Worksheets

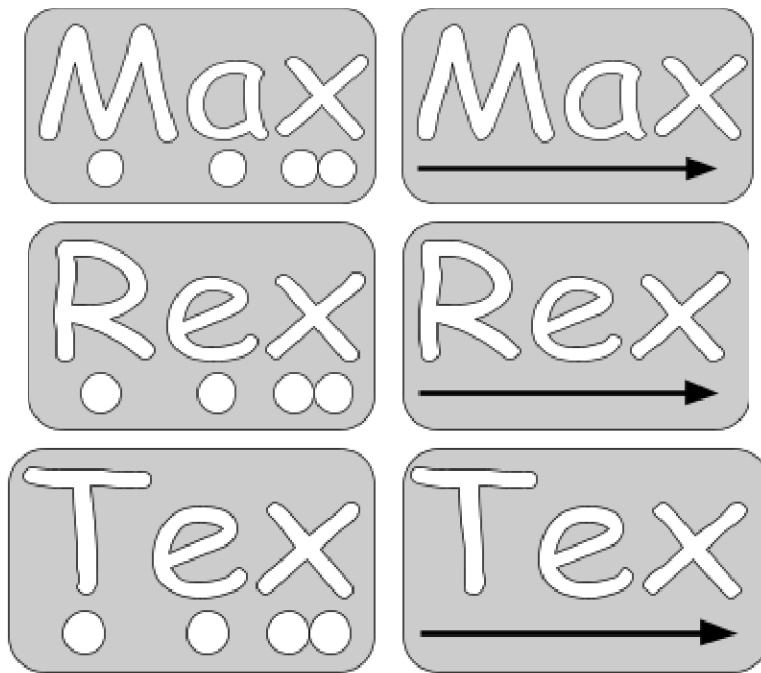
Your child will practice *CVC* words; specifically *CVC* words ending in *X*. Your child will also review sight words.

Name: _____

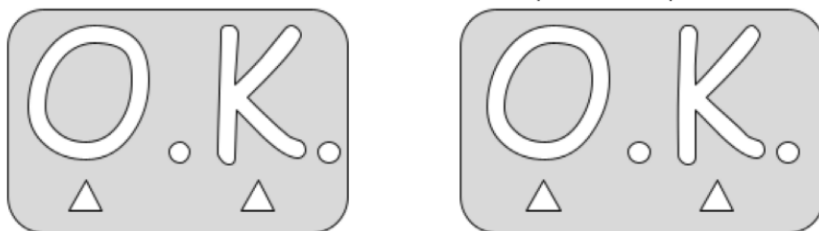
Practice saying the **x sound**. Remember that **x** represents 2 sounds. It represents a **k sound** and an **s sound**. Color the **x** in each word. Use the pictures of the mouth as a reference.



Practice reading the following words.



You do not sound out this word. It is an acronym. Just say the letter names.



Name: _____

Color the picture using the code.


WAS=GREY

HAD=RED

GET=BLACK

GOT=GREEN

OFF=ORANGE




Thank you OpenClipart.org for the wonderful clipart!

Name: _____

Color the picture using the code.

AT=BLACK ON=BLUE UP=GREY IN=PINK THE=GREEN



Thank you [OpenClipart.org](https://www.openclipart.org/) for the amazing clipart!

Set 2 Book 5: The Big Hat

Extra Practice Post-Reading Worksheets

Name: _____

Read the following sentences. Then draw a picture to illustrate the sentences.

Mom T-Rex sat on the eggs. Dad T-Rex got a picnic for Mom T-Rex. Mom T-Rex is glad!

Set 2 Book 5: The Big Hat

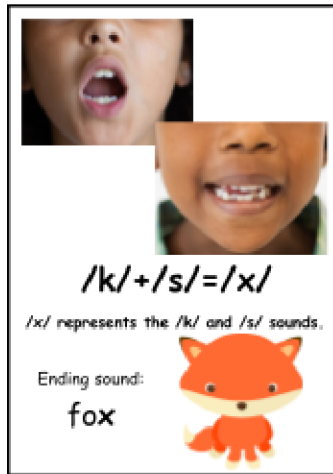
Answers Pre-Reading Worksheets

Your child will practice *CVC* words; specifically *CVC* words ending in X. Your child will also review sight words.

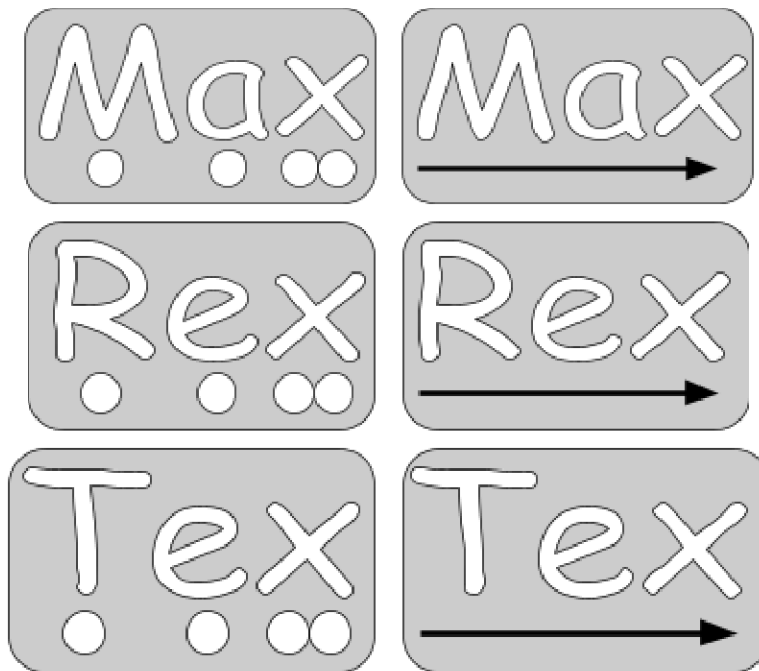
Answers

Name: _____

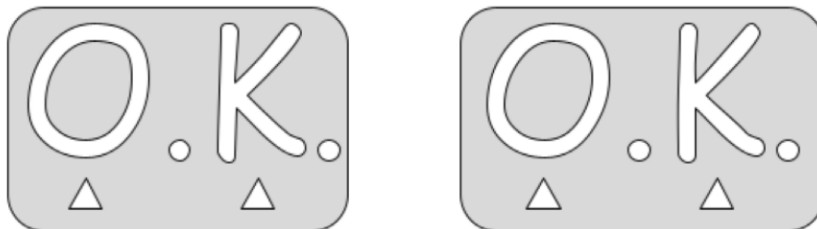
Practice saying the **x** sound. Remember that **x** represents 2 sounds. It represents a **k** sound and an **s** sound. Color the **x** in each word. Use the pictures of the mouth as a reference.



Practice reading the following words.



You do not sound out this word. It is an acronym. Just say the letter names.



Answers

Name: _____

Color the picture using the code.


WAS=GREY

HAD=RED

GET=BLACK

GOT=GREEN

OFF=ORANGE



Thank you OpenClipart.org for the wonderful clipart!

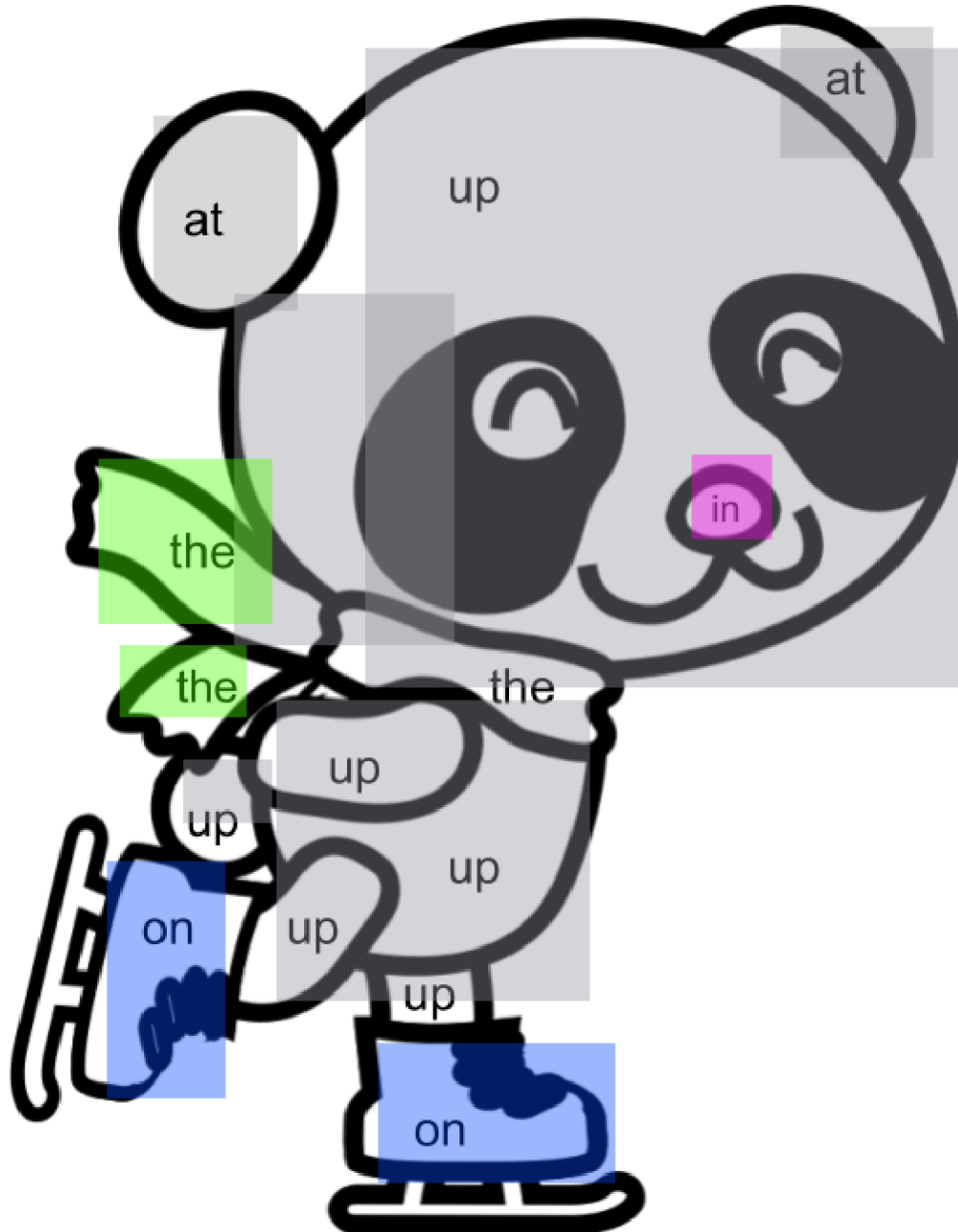
Answers

Set 2 Book 5: The Big Hat

Name: _____

Color the picture using the code.

AT=BLACK ON=BLUE UP=GREY IN=PINK THE=GREEN



Thank you OpenClipart.org for the amazing clipart!

Set 2 Book 5:
The Big Hat
Answers
Extra Practice
Post-Reading Worksheets

Answers

Set 2 Book 5: The Big Hat

Name: _____

Read the following sentences. Then draw a picture to illustrate the sentences.

Mom T-Rex sat on the eggs. Dad T-Rex got a picnic for Mom T-Rex. Mom T-Rex is glad!

